

Exam Pattern for RBI Assistant - Scheme of Examination

Aspiring to join the Reserve Bank of India? Understanding the exam pattern for RBI Assistant exam is your first step towards achieving this goal. This blog provides a comprehensive overview of the exam pattern for RBI Assistant exam, breaking down both the Preliminary and Main examinations. We will delve into the types of questions, marking schemes, and time allotted for each section. We will equip you with the necessary knowledge to strategize your exam preparation effectively. Let's get started with this journey together.

Exam Pattern for RBI Assistant - Complete Overview



The process begins with the Preliminary exam, where you have 60 minutes to complete sections on English Language, Numerical Ability, and Reasoning Ability, totaling 100 marks. Once you pass this stage, you'll move on to the Mains, which includes assessments in English Language, Numerical Ability, General Awareness, Reasoning, and Computer Knowledge, all to be completed in 135 minutes for 200 marks. The final step is the Language Proficiency Test, which evaluates your understanding of the official or local language of the respective state.



RBI Assistant

EXAM PATTERN 2024



Prelims  Objective Test	Subjects Reasoning Ability + Numerical Ability + English Language	Maximum Marks $35+35+30$ $=$ 100	Time Duration 60 minutes
Mains  Objective Test	Reasoning + Computer Knowledge General Awareness + Numerical Ability English Language	$40 + 40 + 40$ $+ 40 + 40 =$ 200	135 minutes

[Source: Gargi AI]

With a solid grasp of each phase, you're set to begin your preparation and excel in the RBI Assistant Exam 2024.

Exam Pattern for RBI Assistant - Preliminary Examination

Exam Pattern for RBI Assistant - Scheme of Examination

The RBI Assistant Prelims Exam is a Computer-Based Test consisting of 100 objective questions spread across three sections: English Language, Numerical Ability, and Reasoning Ability. You will have 60 minutes in total to complete the exam, with 20 minutes assigned to each section. The English Language section is conducted in English only, while the other sections are available in both English and Hindi. Keep in mind the marking scheme—there's a penalty of one-fourth mark for every incorrect answer, but no deduction for unanswered questions.



RBI Assistant 2024

PRELIMS EXAM PATTERN 2024



Prelims



Objective Test

Subjects

Reasoning Ability

+

Numerical Ability

+

English Language

Maximum
Marks

$$35+35+30 \\ = \\ 100$$

Time
Duration

60 minutes

[Source: Gargi AI]

- Total Questions: 100
- Sections: 3 (English Language, Numerical Ability, Reasoning Ability)
- Duration: 60 minutes
- Time per Section: 20 minutes

Important Notes:

- Question Type: All questions are multiple-choice.
- Language Options:
 - English Language section: English only
 - Numerical Ability and Reasoning Ability sections: Available in both English and Hindi
- Marking Scheme:
 - Incorrect Answers: One-fourth of a mark will be deducted
 - Unanswered Questions: No deduction

Now that you're aware about the detailed exam pattern for RBI Assistant preliminary exam, let us equip you with the exam pattern for RBI Assistant main exam in our next segment.



Exam Pattern for RBI Assistant - Scheme of Examination

Exam Pattern for RBI Assistant - Main Examination


The Mains Exam consists of 200 multiple-choice questions spread across five sections: English Language, Numerical Ability, Computer Knowledge, General Awareness, and Reasoning, with a total duration of 135 minutes, and each section has its own time limit. The English Language section is conducted in English only, while the remaining sections are available in both English and Hindi. Keep in mind the marking scheme—one-fourth of the marks for a question will be deducted for each incorrect answer, but unanswered questions will not incur any penalty. Your performance in the Mains Exam is key to securing a spot on the final merit list. Pass this stage, and you'll advance to the Language Proficiency Test (LPT). Ready to ace the Mains Exam? Let's begin!



RBI Assistant 2024

MAINS EXAM PATTERN 2024



Mains	Subjects	Maximum Marks	Time Duration
 Objective Test	Reasoning + Computer Knowledge General Awareness + Numerical Ability English Language	40 + 40 + 40 + 40 + 40 = 200	135 minutes

[Source: Gargi AI]

- Total Questions: 200
- Sections: 5 (English Language, Numerical Ability, Computer Knowledge, General Awareness, and Reasoning)
- Total Duration: 135 minutes
- Section-Specific Timing: Each section has its own time limit (details provided below).

Important Points to Note:

Exam Pattern for RBI Assistant - Scheme of Examination

- Question Type: All questions are multiple-choice.
- Language Options:
 - English Language section: Conducted in English only
 - Other sections: Available in both English and Hindi
- Marking Scheme:
 - Incorrect Answers: One-fourth of the assigned marks will be deducted
 - Unanswered Questions: No penalty

Now that you've got a hold of exam pattern for RBI Assistant for both prelims and mains exam, so let us move to the last stage of the RBI Assistant exam, that is, the Language Proficiency Test (LPT).

Exam Pattern for RBI Assistant - Language Proficiency Test (LPT)

Congratulations on clearing the Mains Exam! The next phase in the Exam Pattern for RBI Assistant is the Language Proficiency Test (LPT), where you'll need to prove your fluency in the official or local language of the state you applied for. It's important to remember that candidates who lack proficiency in the required language will be disqualified. Selection for the LPT is based on merit, determined by your Mains Exam performance and the number of available vacancies. Prepare well to demonstrate your language skills and get one step closer to becoming an RBI Assistant!

RBI Assistant 2024 - Syllabus

Now that we've gone over the Exam Pattern for RBI Assistant, you might be wondering where to focus your preparation. Let's break down the syllabus to help you target your studies effectively.

The Prelims exam covers three main areas:

- English Language
- Numerical Ability
- Reasoning Ability

Following that, the Mains Exam consists of five subjects:

- Reasoning Ability
- Quantitative Aptitude
- English Language
- General Awareness
- Computer Knowledge

If you'd like more details on the [RBI Assistant Syllabus 2024](#) and topic-wise weightage, feel free to check out our blog by clicking the embedded link.

Exam Pattern for RBI Assistant - Scheme of Examination

RBI Assistant 2024 - Eligibility Criteria

Wondering if you meet the eligibility criteria for the RBI Assistant 2024 positions? Let's clarify! To move forward in the selection process, candidates must fulfill the specific requirements for the roles they're applying for. Here's what you need to know:

Nationality:

To be eligible, you must be one of the following:

- A citizen of India
- A subject of Nepal or Bhutan
- A Tibetan refugee who came to India before January 1, 1962, intending to permanently settle here
- A person of Indian origin who has migrated from Pakistan, Burma, Sri Lanka, or certain East African countries (such as Kenya, Uganda, Tanzania, Zambia, Malawi, Zaire, Ethiopia, or Vietnam) with the intent to permanently settle in India.

Age Limit:

- You must be between 20 and 28 years old.
- Certain categories are eligible for age relaxation, allowing them to apply even if they exceed the upper age limit.

Educational Qualifications:

- A bachelor's degree in any discipline with at least 50% marks is required. For SC/ST/PwBD candidates, passing marks are sufficient.
- You should also be proficient in word processing on a computer.

For more details on age relaxation for various categories, you can also visit our blog on [RBI Assistant Eligibility Criteria 2024](#).

RBI Assistant 2024 - Application Process

Follow the steps below to ensure a smooth application process and timely submission:

- Go to the [official RBI website](#) and navigate to the "Opportunities" section to find the RBI Assistant recruitment notification.
- Click on the "New Registration" link and fill in your basic details such as name, contact information, and email ID. After submission, you will receive a provisional registration number and password.
- Log in using the registration number and password. Complete the application form by entering your personal, educational, and professional details accurately.
- Upload scanned copies of your photograph, signature, and other necessary documents as per the specified format and size guidelines provided in the notification.
- Proceed to the payment section and pay the application fee online using a debit card, credit card, net banking, or other available payment methods.



Exam Pattern for RBI Assistant - Scheme of Examination

Now that you know the exam pattern for RBI Assistant exam, you can start planning your study strategy. Remember, understanding the exam pattern for RBI Assistant is the key to cracking it. Make sure to revisit **Gargi AI** for more such informative **resources**. Good luck with your preparations!

